



-

, 1

11  
( . )

**ABBYY®**

2017 .

1.	3
1.1.	3
1.2.	3
2.	4
2.1.	4
2.2.	4
2.2.1.	5
2.3.	5
3.	6
3.1.	6
3.1.1.	6
3.2.	6
4.	7
4.1.	7
4.2.	7
4.3.	7
4.4.	8
5.	10
5.1.	10
5.1.1.	10
5.2.	10
5.3.	10
6.	11
6.1.	11
6.1.1	11
6.2.	11
7.	12
7.1.	12
7.1.1.	12
7.2.	12
7.3.	12
7.3.1.	12
7.4.	13

# 1.

## 1.1.

: ,1  
: ( )  
:11  
:11/12/2017 04:30  
: ✘

:2

:32

## 1.2.

	07/12/2017 05:00	11/12/2017 14:00
	07/12/2017 05:00	11/12/2017 14:00
	07/12/2017 05:00	11/12/2017 14:00
	11/12/2017 05:00	15/12/2017 14:00
	11/12/2017 05:00	15/12/2017 14:00
	19/12/2017 05:00	

## 2.

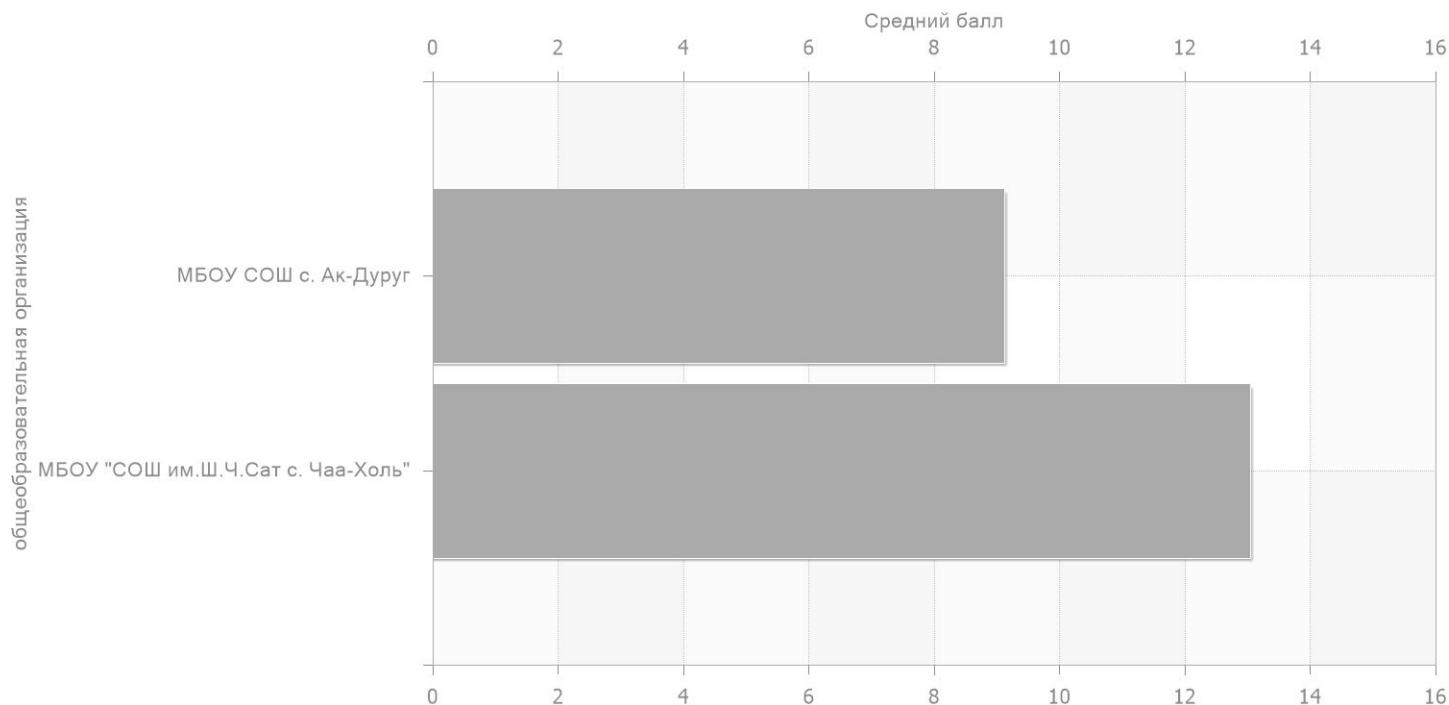
### 2.1.

32	20	12.06	60.31	2	6.25

### 2.2.

"	24	13.04	65.21	0	0
	8	9.12	45.62	2	25.00

2.2.1.



2.3.

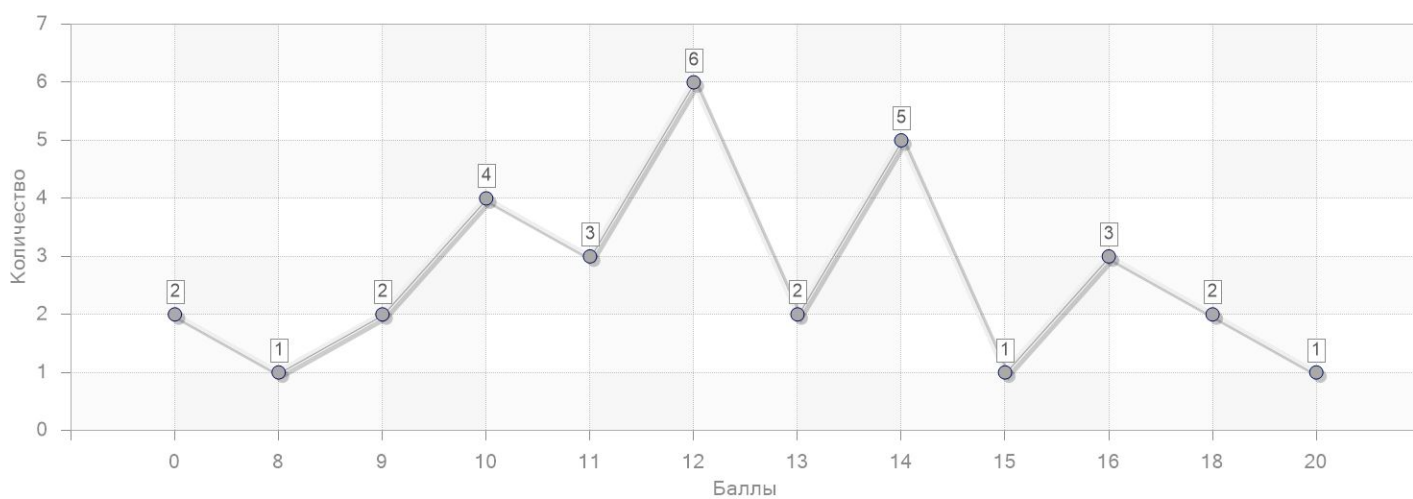
"	13.04	65.21	0	0.98	4.90	-6.25
	9.12	45.62	25.00	-2.94	-14.69	18.75

### 3.

#### 3.1.

0	2	6.25
8	1	3.12
9	2	6.25
10	4	12.50
11	3	9.38
12	6	18.75
13	2	6.25
14	5	15.62
15	1	3.12
16	3	9.38
18	2	6.25
20	1	3.12

#### 3.1.1.



#### 3.2.

1	16	12.62	63.12	1	6.25
2	16	11.5	57.50	1	6.25

## 4.

### 4.1.

	60.31

### 4.2.

5.5.7	,	21.88
6.3.1		25.00
2.2.3		37.50
2.1.12		46.88
5.3.2	;	46.88
5.1.2	,	46.88
3.2.1		56.25
4.1.1	,	56.25
1.4.1	,	62.50
5.5.5	,	62.50
2.1.5		68.75
2.2.2		68.75
2.1.2		68.75
1.1.4		68.75
1.4.2	,	71.88
1.4.3	,	75.00
6.2.1		76.04
1.1.3	,	79.69
3.1.3		87.50

### 4.3.

5.3	,	9.38

### 4.3.

5.4		25.00
2.3		37.50
4.2	);	46.88
3.3		56.25
4.1	(	57.81
6.1	;	60.16
2.1		68.75
5.2	;	68.75
1.1	;	71.88
6.2	;	71.88
1.3		75.00
1.2		75.00
5.1	;	75.00
6.3		78.13
3.1	;	87.50

### 4.4.

1	1.1.3	1.1	81.25
2	1.4.2 ;1.1.4	1.1	68.75
3	1.1.3	6.3	78.13
4	1.4.3	1.2	75.00
5	1.4.2	1.1 1.2 1.3	75.00
6	1.4.1	6.1	37.50
7	2.1.5 ;2.1.2	2.1	68.75



4.4.

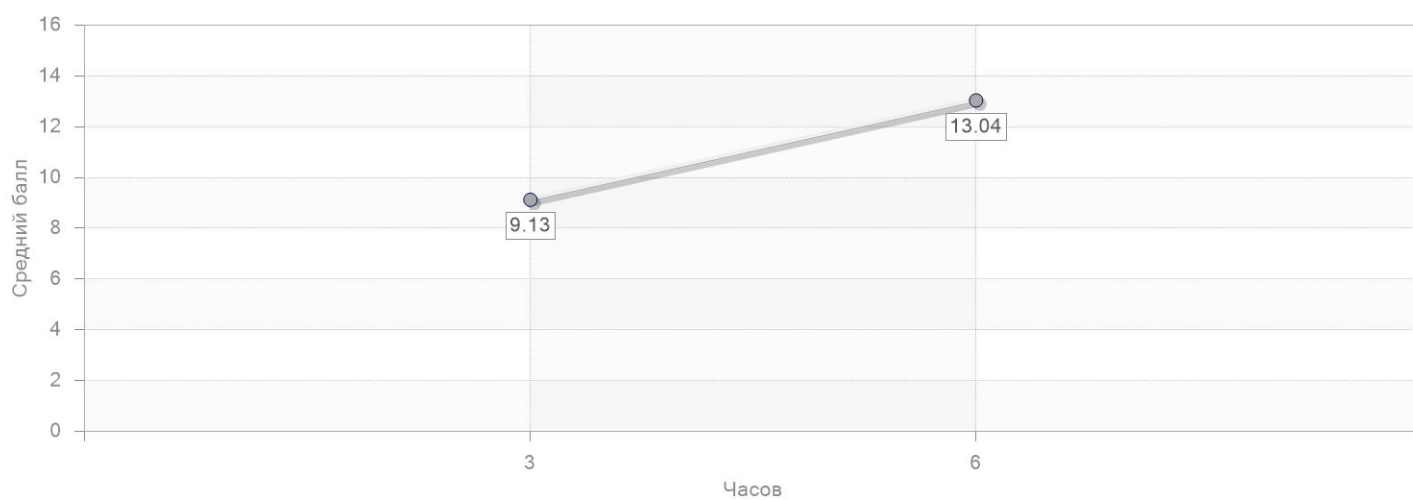
8	5.5.5	5.2	68.75
9	2.1.12 ; 6.2.1	6.1	84.38
10	6.3.1	5.4	25.00
11	3.1.3 ; 6.2.1	6.2 ; 3.1	87.50
12	1.4.1	6.1 ; 5.1	81.25
13	5.5.7 ; 5.3.2	4.2 )	21.88
14	3.2.1 ; 4.1.1 ; 6.2.1	3.3 ; 6.2	56.25
15	5.1.2 ; 5.5.5	4.1 (	46.88
16	5.3.2 ; 5.5.5	4.2 )	71.88
17	2.2.3	6.1 ; 2.3	37.50
18	2.1.12	5.3	9.38
19	1.4.1	1.1	62.50
20	1.4.1 ; 2.2.2	5.1	68.75

## 5.

### 5.1.

3	8	9.12	45.62	2	25.00
6	24	13.04	65.21	0	0

#### 5.1.1.



### 5.2.

8	9.12	45.62	2	25.00	

### 5.3.

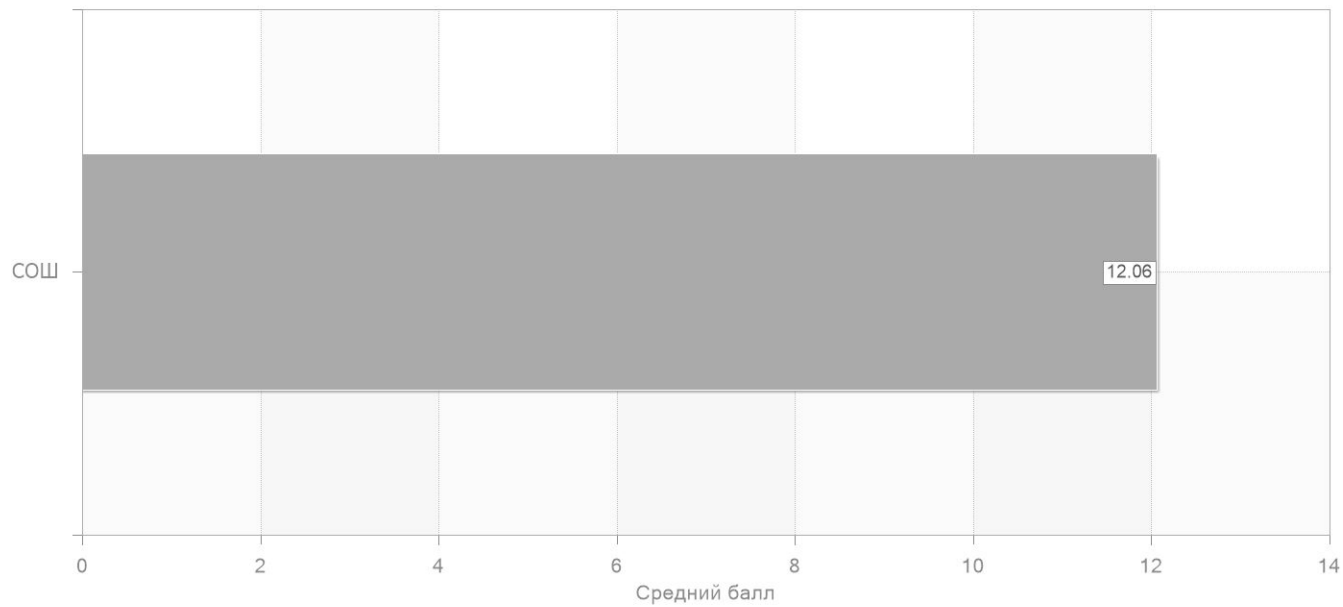
32	12.06	60.31	2	6.25	

## 6.

### 6.1.

	32	12.06	60.31	2	6.25

#### 6.1.1



### 6.2.

	32	12.06	60.31	2	6.25

## 7.

### 7.1.

	32	12.06	60.31	2	6.25

#### 7.1.1.



### 7.2.

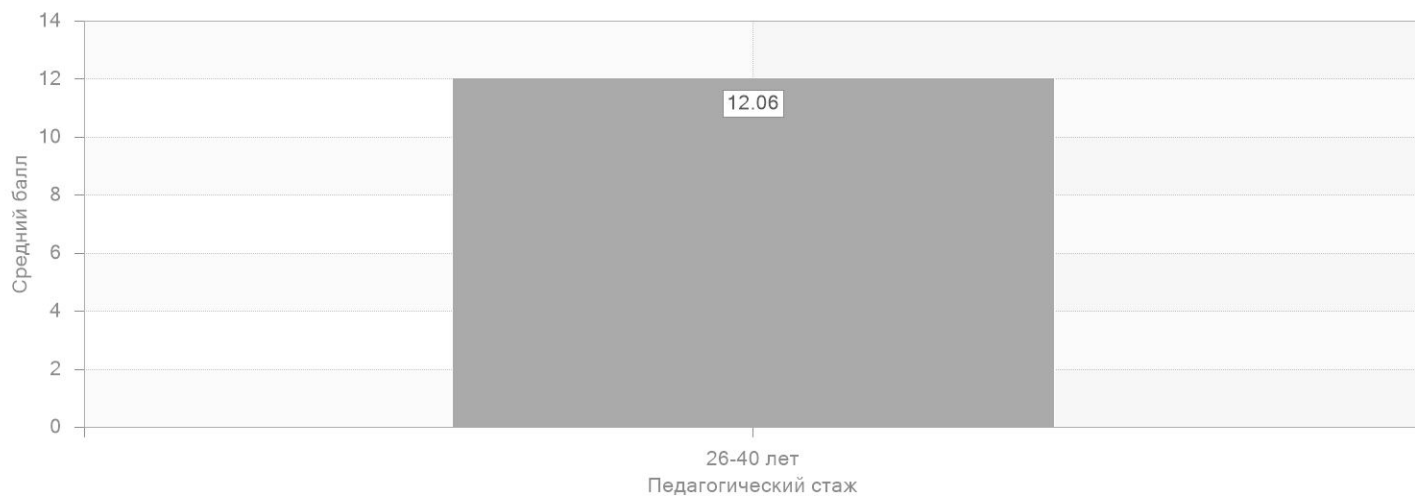
	32	12.06	60.31	2	6.25

### 7.3.

26-40	32	12.06	60.31	2	6.25

#### 7.3.1.

### 7.3.1.



### 7.4.

Педагогический стаж	Число педагогов	Средний балл	Среднее значение	Количество педагогов	Среднее значение
40-49	8	9.12	45.62	2	25.00
50-59	24	13.04	65.21	0	0